


Impressico Software Engineering and R&D Lab

Your technology partner!



Impressico

About us



“ We are a technology services company, offering Software and Data solutions with focus on emerging technologies



Our Certifications



Our clients



Our footprint



Our service offerings



Software Engineering
Solutions



Gen-AI, Data Engineering,
Analytics and BI



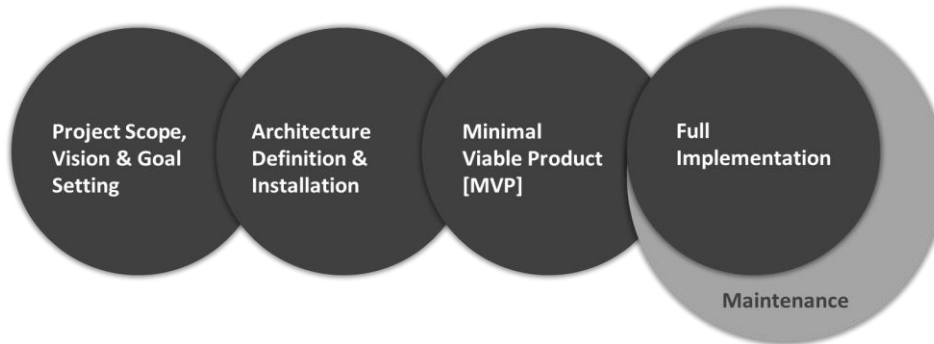
DevOps & Cloud
Services



Software Quality
Assurance

Implementation Methodology

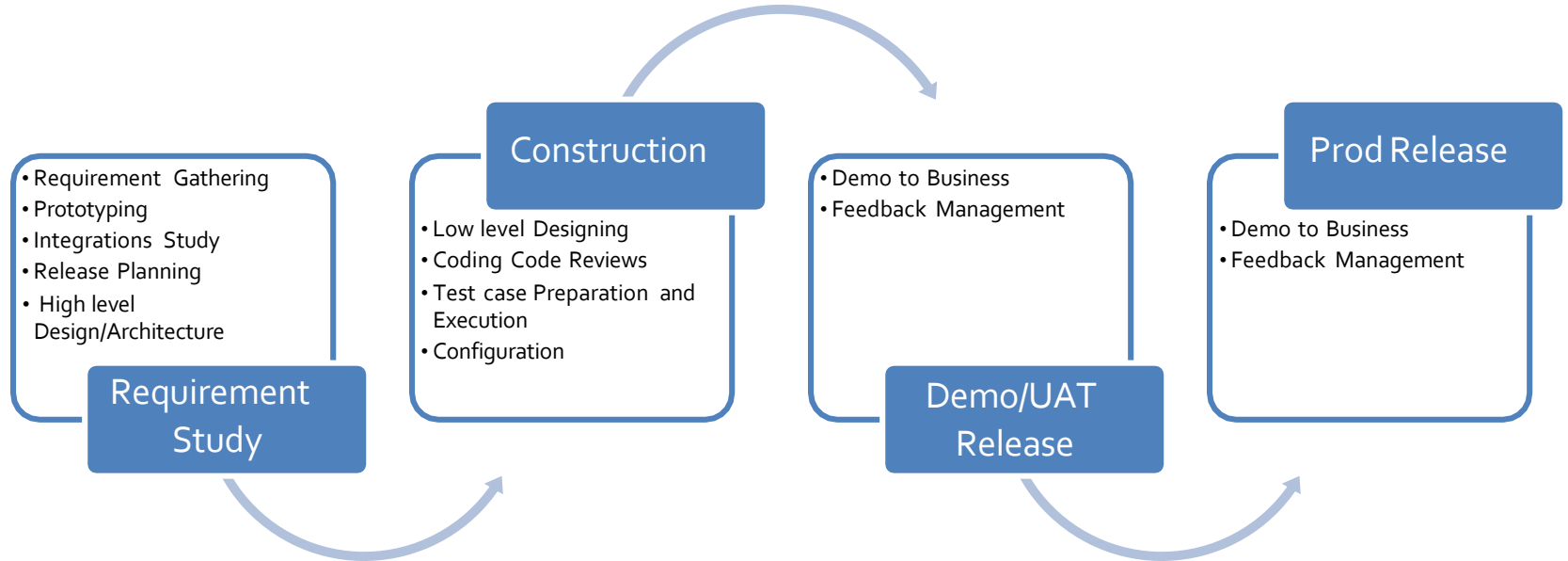
“Implementation Methodology” is simply an explanation of how the Professional Service Team at Impressico will make sure that your software works the way you need it to work.



Implementation Methodology- Contd.

- **Project Scope, Vision, Goal Setting** is the stage where our team works with yours to evaluate what is currently working, where your pain points are, and develop a plan that has detailed goals, milestones, and deliverables.
- **Architecture definition** is where we will define a blueprint and a structured solution to meet all the technical and operational requirements, while optimizing the common quality attributes like performance and security.
- **MVP** is the stage where we create a version of a new product which allows the team to collect the maximum amount of validated learning about customers.
- **Full Implementation** after the response from the MVP, full implementation of the product is carried out which also involves maintenance.


Agile Methodology for Project Execution



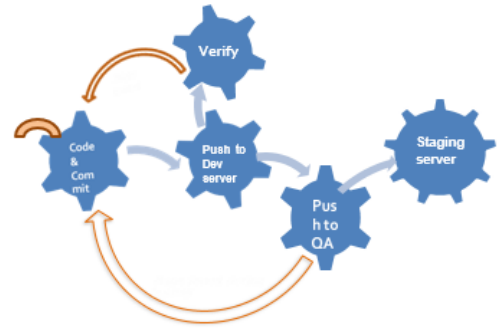
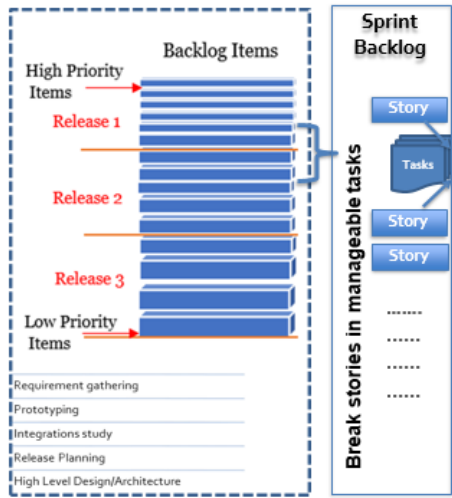
Agile Methodology for Project Execution



Requirement Study One of the key requirements of the requirements study stage in Agile is to break down the scope of work. This phase includes key components of requirements gathering which involves developing a vision for the high-level details, brainstorming for features of requirements, breaking down of features into user story, and defining detailed requirements. It also includes prototyping process, studying and finalising integration details, release planning and high level design and architecture. All requirements are categorized according to their priorities into different releases.



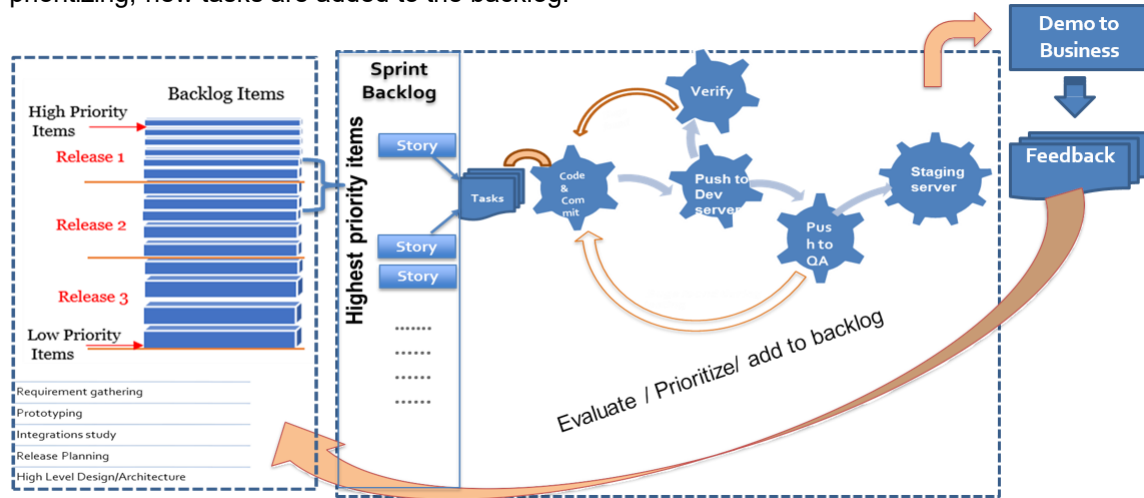
Agile Methodology for Project Execution



Agile Methodology for Project Execution



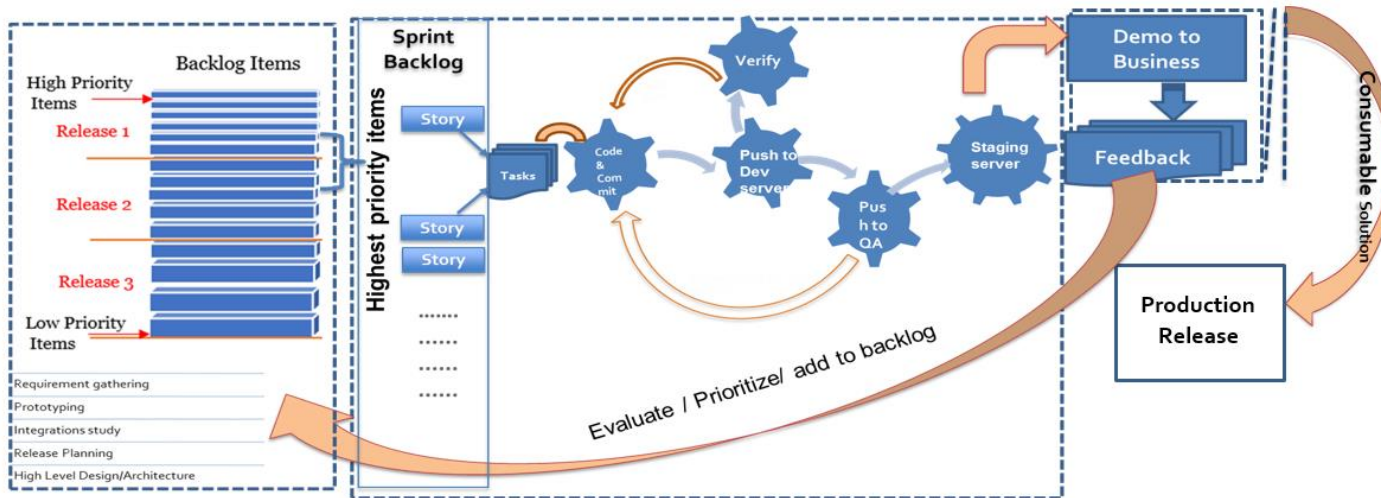
Demo/UAT Release Demo of the application is given to the business in this phase. Feedback given by the business is analyzed and evaluated; After prioritizing, new tasks are added to the backlog.



Agile Methodology for Project Execution

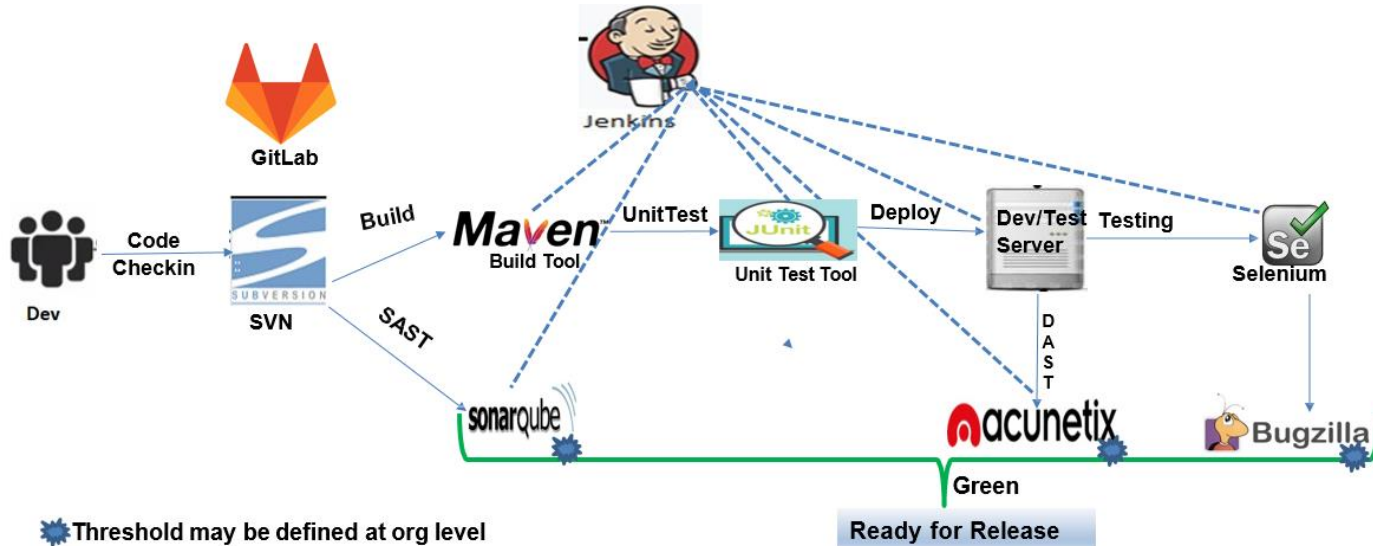


Production Release After the UAT release the verified application is pushed onto the production server and a consumable solution is provided to the customers.



DevSecOps Process

The code is checked in to SVN or GitLab. The code is then build automatically using build tools like Maven, which is also integrated with Jenkins (automation server). Unit testing is performed on the code using unit test tools like JUnit. The code is then deployed to the Dev or testing server. The code is also check for quality and security via tools such as sonarqube, acunetix etc.



DevSecOps Process

Sample metrics for the project's code quality, security etc.

General Metrics

XYZ Project Pipelines	Lines of Code	Total Builds	Build Pass (%)	Number of Bugs (Closed, Open)				
				Blocker	High	Medium	Low	Total
Dev								
Testing								
UAT								
Production								

Code Quality Metrics

XYZ Project Pipelines	Average Unit Test Case Pass (%)	Average Code Coverage (%)	Code Violation Count(L, M, H)	Link to SonarQube Dashboard
Dev				
Testing				
UAT				
Production				

Security Metrics

XYZ Project Pipelines	Acunetix Violation Counts			
	High	Medium	Low	Total
Dev				
Testing				
UAT				
Production				

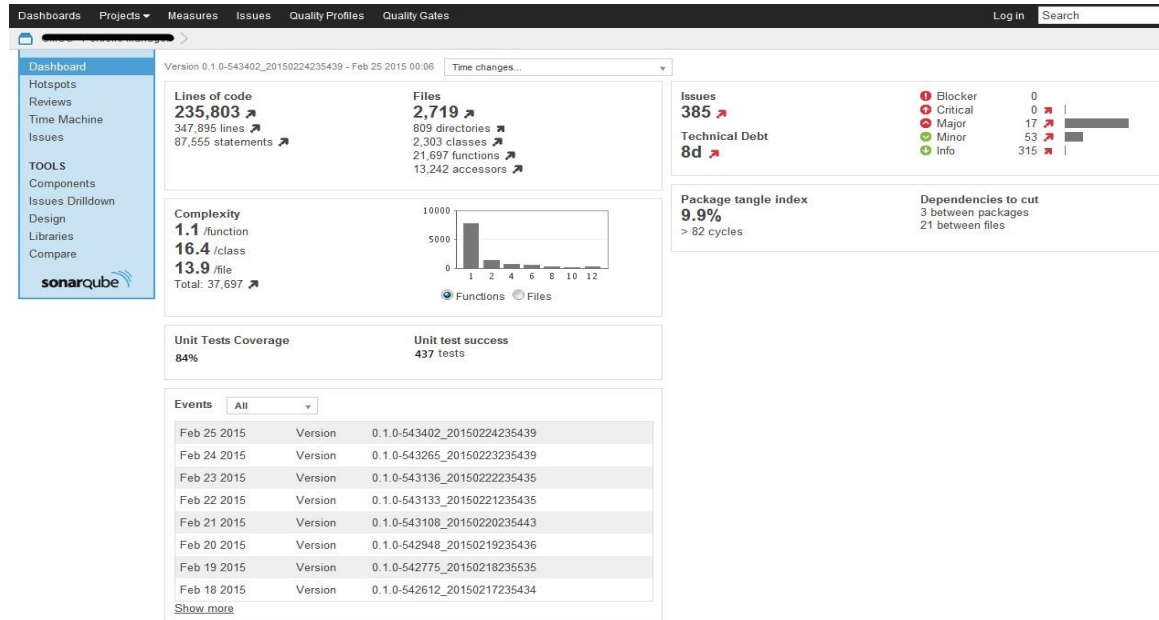
DevSecOps - Stack

Sample technology stack for various automation areas in the project. Can be changed according to the business needs and requirements.

Automation Area	Stack
Project Management	Jira, Asana, Trello, ClickUp, Monday.com, Smartsheet, Teamwork, etc.
Code Quality / Review	SonarQube, Codacy, Veracode, DeepSource, etc.
Defect Tracker	Jira, Redmine, Backlog, Rollbar, Airbrake, etc.
Automation	Jenkins, GitLab CI/CD, TeamCity, Spinnaker, Argo CD, Concourse CI, Azure DevOps, Puppet, Chef, etc.
Containerization and Orchestration tools	Kubernetes, Docker Swarm, Amazon ECS (Elastic Container Service), Azure Kubernetes Service (AKS), Google Kubernetes Engine (GKE), Apache Mesos, Portainer, etc.
Security Testing	Accunetix, VeraCode, etc.
Automated Testing	Selenium, Cypress, Playwright, Puppeteer, TestCafe, WebdriverIO, Katalon Studio, Postman, Squish, etc.

SonarQube Dashboard

Sample screenshot of the SonarQube Dashboard



Acunetix Scan Report

Sample Acunetix Scan Report

Scan of test-accountopening.rocklandtrust.com

Scan details

Scan information	
Start time	28/01/2019, 12:49:08
Start url	https://test-accountopening.rocklandtrust.com
Host	test-accountopening.rocklandtrust.com
Scan time	7 minutes, 17 seconds
Profile	Full Scan
Server information	Apache/2.4.29 (Win64)
Responsive	True

Threat level

Acunetix Threat Level 0

No vulnerabilities have been discovered by the scanner.

Alerts distribution

Total alerts found	2
High	0
Medium	0
Low	0
Informational	2

DevSecOps – Metrics Across Projects

Sample generic metrics for the project.

Projects	Total Builds	Build Pass (%)	Number of Unit Test Cases	Unit Test Case Pass (%)	Average Code Coverage(Acunetix Violation Count(L,M, H)	Number of Bugs (Closed, Open)	Link SonarQube Dashboard
Project 1								
Project 2								
Project 3								
Project 4								
Project 5								
Project n								

Acunetix Scan Report

Sample Acunetix Scan Report

Scan of test-accountopening.rocklandtrust.com

Scan details

Scan information	
Start time	28/01/2019, 12:49:08
Start url	https://test-accountopening.rocklandtrust.com
Host	test-accountopening.rocklandtrust.com
Scan time	7 minutes, 17 seconds
Profile	Full Scan
Server information	Apache/2.4.29 (Win64)
Responsive	True

Threat level

Acunetix Threat Level 0

No vulnerabilities have been discovered by the scanner.

Alerts distribution

Total alerts found	2
🔴 High	0
🟡 Medium	0
🟢 Low	0
🟦 Informational	2

Fixed Process Model

- Customer pays a pre-negotiated fixed price for the complete project, which in turn is linked to well-defined deliverables.
- A fixed cost pricing model guarantees a fixed budget for the project, regardless of the time and expense.
- The main advantage of a fixed price model is that it allows our client to plan and set an exact budget.
- Fixed cost pricing model approach is best suitable for projects with a strictly defined scope and requirements that won't change. Any changes will require additional estimation and additional contract.
- So, one of the main requirements of using the fixed cost pricing model is to precisely define the scope and technical requirements up front.

Partnership/ engagement model

Fixed Price

For projects with well-defined requirements

01

Time & Material

For products & projects with continuously evolving specifications

02

Staff Augmentation

For supplementing your team with scalable, quality resources that you manage

03

Hybrid

Combined team of offshore – nearshore/ onsite resources for continuous delivery and overlap

04

ODC

Cost-effective, seamless extension of your own team

05

Managed Services

When you want to focus on your core business, and leave day to day operations to your partner

06



Thank you

Delhi-NCR, India

C-1, Sector 7, Noida, UP 201301

Phone : +91-120-419-0000

Hyderabad, India

2B, 2nd Floor, No.1-99/V/2, Vittal Rao Nagar

Madhapur, Hyderabad, Telangana 500081

Phone: +91-40-4853-2316

Dallas, USA

4512 Legacy Drive, Suite 100, Plano, TX 75024

Phone : +1-512-772-3193

London, United Kingdom

83 Victoria Street, London SW1H0HW

Phone : +44-207-096-9578

Toronto, Canada

1 Dundas St West, Suite 2500

Toronto, ON M5G 1Z3

Phone : +1-416-619-9258

